

May 2024

Stats-at-a-glance

Single Family Homes & Condos

Collin County

May 2024 Stats-at-a-glance



New Listings

2,460

^ 22.3% Prior Year



Average Days on Market

37

✓ 9.8% Prior Year



Average Price Per Sq. Ft.

\$2223

^ 3.7% Prior Year



Active Listings

7,312

^ 47.4% Prior Year



Average Sales Price

\$588,002

✓ 0.2% Prior Year




Closed Sales

1,602

^ 1.5% Prior Year

Disclaimer: This information was obtained from NTRIS monthly indicator reports using data from North Texas Real Estate Information Systems, Inc. and NTRIS Trends, Republic Title makes no express or implied representation as to the accuracy thereof. All information should be verified with appropriate provider.



Collin County

May 2024 Stats-at-a-glance - CONDOS



New Listings

30

✓ 34.8% Prior Year



Average Days on Market

35

✓ 58.3% Prior Year



Average Price Per Sq. Ft.

\$244

✓ 24.2% Prior Year



Active Listings

70

^ 32.1% Prior Year



Average Sales Price

\$308,713

✓ 48.4% Prior Year



Closed Sales

23

^ 4.6% Prior Year

Disclaimer: This information was obtained from NTRIS monthly indicator reports using data from North Texas Real Estate Information Systems, Inc. and NTRIS Trends, Republic Title makes no express or implied representation as to the accuracy thereof. All information should be verified with appropriate provider.



Dallas County

May 2024 Stats-at-a-glance



New Listings

3,088

^ 13.4% Prior Year



Average Days on Market

35

^ 9.4% Prior Year



Average Price Per Sq. Ft.

\$256

^ 7.6% Prior Year



Active Listings

10,203

^ 42.2% Prior Year



Average Sales Price

\$621,229

^ 16.4% Prior Year



Closed Sales

2,065

✓ 8.3% Prior Year

Disclaimer: This information was obtained from NTRIS monthly indicator reports using data from North Texas Real Estate Information Systems, Inc. and NTRIS Trends. Republic Title makes no express or implied representation as to the accuracy thereof. All information should be verified with appropriate provider.



Dallas County

May 2024 Stats-at-a-glance - CONDOS



New Listings

401

^ 18.3% Prior Year



Average Days on Market

42

^ 20.0% Prior Year



Average Price Per Sq. Ft.

\$304

^ 13.4% Prior Year



Active Listings

962

^ 95.9% Prior Year



Average Sales Price

\$493,667

^ 29.0% Prior Year



Closed Sales

236

✓ 4.8% Prior Year

Disclaimer: This information was obtained from NTREIS monthly indicator reports using data from North Texas Real Estate Information Systems, Inc. and NTREIS Trends, Republic Title makes no express or implied representation as to the accuracy thereof. All information should be verified with appropriate provider.



Denton County

May 2024 Stats-at-a-glance



New Listings

2,121

^ 8.7% Prior Year



Average Days on Market

36

v 12.2% Prior Year



Average Price Per Sq. Ft.

\$2223

^ 3.7% Prior Year



Active Listings

6,110

^ 33.9% Prior Year



Average Sales Price

\$578,379

^ 5.7% Prior Year



Closed Sales

1,425

v 1.8% Prior Year

Disclaimer: This information was obtained from NTREIS monthly indicator reports using data from North Texas Real Estate Information Systems, Inc. and NTREIS Trends, Republic Title makes no express or implied representation as to the accuracy thereof. All information should be verified with appropriate provider.



Denton County

May 2024 Stats-at-a-glance - CONDOS



New Listings

13

^ 85.7% Prior Year



Average Days on Market

67

^ 458.3% Prior Year



Average Price Per Sq. Ft.

\$237

v 5.6% Prior Year



Active Listings

60

^ 100.0% Prior Year



Average Sales Price

\$368,109

^ 3.6% Prior Year



Closed Sales

6

^ 50.0% Prior Year

Disclaimer: This information was obtained from NTRIS monthly indicator reports using data from North Texas Real Estate Information Systems, Inc. and NTRIS Trends. Republic Title makes no express or implied representation as to the accuracy thereof. All information should be verified with appropriate provider.



Rockwall County

May 2024 Stats-at-a-glance



New Listings

369

^ 20.6% Prior Year



Average Days on Market

56

∨ 6.7% Prior Year



Average Price Per Sq. Ft.

\$199

^ 2.1% Prior Year



Active Listings

1,280

^ 28.0% Prior Year



Average Sales Price

\$534,958

^ 2.8% Prior Year



Closed Sales

206

∨ 16.3% Prior Year

Disclaimer: This information was obtained from NTREIS monthly indicator reports using data from North Texas Real Estate Information Systems, Inc. and NTREIS Trends, Republic Title makes no express or implied representation as to the accuracy thereof. All information should be verified with appropriate provider.



Rockwall County

May 2024 Stats-at-a-glance - CONDOS



New Listings

7

✓ 41.70% Prior Year



Average Days on Market

52

^ 126.1% Prior Year



Average Price Per Sq. Ft.

\$205

✓ 6.9% Prior Year



Active Listings

21

^ 0.4% Prior Year



Average Sales Price

\$248,998

^ 6.7% Prior Year



Closed Sales

4

^ 20.0% Prior Year

Disclaimer: This information was obtained from NTREIS monthly indicator reports using data from North Texas Real Estate Information Systems, Inc. and NTREIS Trends, Republic Title makes no express or implied representation as to the accuracy thereof. All information should be verified with a appropriate provider.



Tarrant County

May 2024 Stats-at-a-glance



New Listings

3,291

^ 11.0% Prior Year



Average Days on Market

40

^ 5.3% Prior Year



Average Price Per Sq. Ft.

\$200

^ 1.0% Prior Year



Active Listings

9,251

^ 27.8% Prior Year



Average Sales Price

\$458,335

^ 3.1% Prior Year




Closed Sales

2,229

✓ 6.7% Prior Year

Disclaimer: This information was obtained from NTREIS monthly indicator reports using data from North Texas Real Estate Information Systems, Inc. and NTREIS Trends, Republic Title makes no express or implied representation as to the accuracy thereof. All information should be verified with appropriate provider.



Tarrant County

May 2024 Stats-at-a-glance - CONDOS



New Listings

61

^ 0.0% Prior Year



Average Days on Market

72

^ 71.4% Prior Year



Average Price Per Sq. Ft.

\$233

^ 7.2% Prior Year



Active Listings

192

^ 32.1% Prior Year



Average Sales Price

\$303,332

^ 8.3% Prior Year





Closed Sales

43

^ 23.2% Prior Year

Disclaimer: This information was obtained from NTREIS monthly indicator reports using data from North Texas Real Estate Information Systems, Inc. and NTREIS Trends, Republic Title makes no express or implied representation as to the accuracy thereof. All information should be verified with appropriate provider.





PROVEN EXPERIENCE • DEDICATED SERVICE • LASTING RELATIONSHIPS

Disclaimer: This information was obtained from NTREIS monthly indicator reports using data from North Texas Real Estate Information Systems, Inc. and NTREIS Trends, Republic Title makes no express or implied representation as to the accuracy thereof. All information should be verified with appropriate provider.