

July 2024

Stats-at-a-glance

Single Family Homes & Condos

Collin County

July 2024 Stats-at-a-glance



New Listings

2,327

^ 27.0% Prior Year



Average Days on Market

39

^ 25.8% Prior Year



Average Price Per Sq. Ft.

\$2228

^ 1.3% Prior Year



Active Listings

8,633

^ 46.1% Prior Year



Average Sales Price

\$580,033

✓ 1.4% Prior Year



Closed Sales

1,412

^ 1.2% Prior Year

Disclaimer: This information was obtained from NTREIS monthly indicator reports using data from North Texas Real Estate Information Systems, Inc. and NTREIS Trends, Republic Title makes no express or implied representation as to the accuracy thereof. All information should be verified with appropriate provider.



Collin County

July 2024 Stats-at-a-glance - CONDOS



New Listings

29

^ 20.8% Prior Year



Average Days on Market

45

^ 12.5% Prior Year



Average Price Per Sq. Ft.

\$307

^ 12.0% Prior Year



Active Listings

82

^ 43.9% Prior Year



Average Sales Price

\$368,863

^ 10.2% Prior Year



Closed Sales

19

^ 17.4% Prior Year

Disclaimer: This information was obtained from NTREIS monthly indicator reports using data from North Texas Real Estate Information Systems, Inc. and NTREIS Trends, Republic Title makes no express or implied representation as to the accuracy thereof. All information should be verified with appropriate provider.



Dallas County

July 2024 Stats-at-a-glance



New Listings

2,959

^ 14.9% Prior Year



Average Days on Market

37

^ 27.6% Prior Year



Average Price Per Sq. Ft.

\$241

^ 2.1% Prior Year



Active Listings

11,433

^ 42.2% Prior Year



Average Sales Price

\$575,054

^ 8.7% Prior Year



Closed Sales

1,797

✓ 3.3% Prior Year

Disclaimer: This information was obtained from NTRIS monthly indicator reports using data from North Texas Real Estate Information Systems, Inc. and NTRIS Trends, Republic Title makes no express or implied representation as to the accuracy thereof. All information should be verified with appropriate provider.



Dallas County

July 2024 Stats-at-a-glance - CONDOS



New Listings

345

^ 15.4% Prior Year



Average Days on Market

44

^ 51.7% Prior Year



Average Price Per Sq. Ft.

\$269

^ 1.9% Prior Year



Active Listings

1,028

^ 81.6% Prior Year



Average Sales Price

\$364,964

^ 4.6% Prior Year



Closed Sales

185

✓ 5.1% Prior Year

Disclaimer: This information was obtained from NTRIS monthly indicator reports using data from North Texas Real Estate Information Systems, Inc. and NTRIS Trends, Republic Title makes no express or implied representation as to the accuracy thereof. All information should be verified with appropriate provider.



Denton County

July 2024 Stats-at-a-glance



New Listings

1,959

^ 11.9% Prior Year



Average Days on Market

39

^ 8.3% Prior Year



Average Price Per Sq. Ft.

\$2223

^ 0.5% Prior Year



Active Listings

6,769

^ 26.8% Prior Year



Average Sales Price

\$578,008

^ 1.5% Prior Year




Closed Sales

1,274

✓ 0.1% Prior Year

Disclaimer: This information was obtained from NTREIS monthly indicator reports using data from North Texas Real Estate Information Systems, Inc. and NTREIS Trends, Republic Title makes no express or implied representation as to the accuracy thereof. All information should be verified with appropriate provider.



Denton County

July 2024 Stats-at-a-glance - CONDOS



New Listings

7

∨ 36.4% Prior Year



Average Days on Market

97

∨ 41.2% Prior Year



Average Price Per Sq. Ft.

\$2228

∧ 15.2% Prior Year



Active Listings

50

∧ 51.5% Prior Year



Average Sales Price

\$367,486

∧ 5.0% Prior Year



Closed Sales

14

∧ 1300.0% Prior Year

Disclaimer: This information was obtained from NTREIS monthly indicator reports using data from North Texas Real Estate Information Systems, Inc. and NTREIS Trends, Republic Title makes no express or implied representation as to the accuracy thereof. All information should be verified with appropriate provider.



Rockwall County

July 2024 Stats-at-a-glance



New Listings

342

^ 6.2% Prior Year



Average Days on Market

60

^ 33.3% Prior Year



Average Price Per Sq. Ft.

\$197

^ 3.7% Prior Year



Active Listings

1,469

^ 31.7% Prior Year



Average Sales Price

\$537,156

^ 11.0% Prior Year



Closed Sales

179

✓ 17.5% Prior Year

Disclaimer: This information was obtained from NTREIS monthly indicator reports using data from North Texas Real Estate Information Systems, Inc. and NTREIS Trends, Republic Title makes no express or implied representation as to the accuracy thereof. All information should be verified with appropriate provider.



Rockwall County

July 2024 Stats-at-a-glance - CONDOS



New Listings

6

^ 200.0% Prior Year



Average Days on Market

88

^ 137.8% Prior Year



Average Price Per Sq. Ft.

\$2222

^ 13.8% Prior Year



Active Listings

26

^ 0.7% Prior Year



Average Sales Price

\$270,250

^ 16.7% Prior Year



Closed Sales

4

✓ 33.3% Prior Year

Disclaimer: This information was obtained from NTREIS monthly indicator reports using data from North Texas Real Estate Information Systems, Inc. and NTREIS Trends, Republic Title makes no express or implied representation as to the accuracy thereof. All information should be verified with appropriate provider.



Tarrant County

July 2024 Stats-at-a-glance



New Listings

3,011

^ 11.9% Prior Year



Average Days on Market

40

^ 25.0% Prior Year



Average Price Per Sq. Ft.

\$201

^ 2.0% Prior Year



Active Listings

10,328

^ 30.5% Prior Year



Average Sales Price

\$454,080

^ 0.7% Prior Year




Closed Sales

2,054

^ 2.1% Prior Year

Disclaimer: This information was obtained from NTREIS monthly indicator reports using data from North Texas Real Estate Information Systems, Inc. and NTREIS Trends, Republic Title makes no express or implied representation as to the accuracy thereof. All information should be verified with appropriate provider.



Tarrant County

July 2024 Stats-at-a-glance - CONDOS



New Listings

67

^ 9.8% Prior Year



Average Days on Market

51

^ 131.8% Prior Year



Average Price Per Sq. Ft.

\$241

^ 9.6% Prior Year



Active Listings

217

^ 43.9% Prior Year



Average Sales Price

\$326,841

^ 28.7% Prior Year





Closed Sales

29

^ 35.6% Prior Year

Disclaimer: This information was obtained from NTRIS monthly indicator reports using data from North Texas Real Estate Information Systems, Inc. and NTRIS Trends, Republic Title makes no express or implied representation as to the accuracy thereof. All information should be verified with appropriate provider.





PROVEN EXPERIENCE • DEDICATED SERVICE • LASTING RELATIONSHIPS

Disclaimer: This information was obtained from NTREIS monthly indicator reports using data from North Texas Real Estate Information Systems, Inc. and NTREIS Trends, Republic Title makes no express or implied representation as to the accuracy thereof. All information should be verified with appropriate provider.