

August 2024

Stats-at-a-glance

Single Family Homes & Condos

Collin County

August 2024 Stats-at-a-glance



New Listings

2,143

^ 11.7% Prior Year



Average Days on Market

49

^ 44.1% Prior Year



Average Price Per Sq. Ft.

\$2225

✓ 0.9% Prior Year



Active Listings

8,855

^ 46.5% Prior Year



Average Sales Price

\$579,810

✓ 2.2% Prior Year



Closed Sales

1,402

✓ 1.3% Prior Year

Disclaimer: This information was obtained from NTREIS monthly indicator reports using data from North Texas Real Estate Information Systems, Inc. and NTREIS Trends, Republic Title makes no express or implied representation as to the accuracy thereof. All information should be verified with appropriate provider.



Collin County

August 2024 Stats-at-a-glance - CONDOS



New Listings

40

^ 122.2% Prior Year



Average Days on Market

43

v 6.5% Prior Year



Average Price Per Sq. Ft.

\$282

^ 0.4% Prior Year



Active Listings

92

^ 91.7% Prior Year



Average Sales Price

\$403,082

^ 4.2% Prior Year




Closed Sales

18

^ 0.00% Prior Year

Disclaimer: This information was obtained from NTREIS monthly indicator reports using data from North Texas Real Estate Information Systems, Inc. and NTREIS Trends, Republic Title makes no express or implied representation as to the accuracy thereof. All information should be verified with appropriate provider.



Dallas County

August 2024 Stats-at-a-glance



New Listings

2,932

^ 11.8% Prior Year



Average Days on Market

41

^ 46.4% Prior Year



Average Price Per Sq. Ft.

\$232

^ 0.9% Prior Year



Active Listings

11,848

^ 38.3% Prior Year



Average Sales Price

\$513,721

✓ 6.3% Prior Year



Closed Sales

1,766

✓ 4.2% Prior Year

Disclaimer: This information was obtained from NTRIS monthly indicator reports using data from North Texas Real Estate Information Systems, Inc. and NTRIS Trends, Republic Title makes no express or implied representation as to the accuracy thereof. All information should be verified with appropriate provider.



Dallas County

August 2024 Stats-at-a-glance - CONDOS



New Listings

367

^ 27.0% Prior Year



Average Days on Market

57

^ 111.1% Prior Year



Average Price Per Sq. Ft.

\$262

~ 1.5% Prior Year



Active Listings

1,068

^ 85.4% Prior Year



Average Sales Price

\$375,433

^ 1.0% Prior Year



Closed Sales

195

~ 5.3% Prior Year

Disclaimer: This information was obtained from NTRIS monthly indicator reports using data from North Texas Real Estate Information Systems, Inc. and NTRIS Trends, Republic Title makes no express or implied representation as to the accuracy thereof. All information should be verified with appropriate provider.



Denton County

August 2024 Stats-at-a-glance



New Listings

1,794

^ 7.8% Prior Year



Average Days on Market

44

^ 12.8% Prior Year



Average Price Per Sq. Ft.

\$2224

^ 2.8% Prior Year



Active Listings

6,981

^ 30.2% Prior Year



Average Sales Price

\$585,930

^ 5.7% Prior Year



Closed Sales

1,227

✓ 9.7% Prior Year

Disclaimer: This information was obtained from NTREIS monthly indicator reports using data from North Texas Real Estate Information Systems, Inc. and NTREIS Trends, Republic Title makes no express or implied representation as to the accuracy thereof. All information should be verified with appropriate provider.



Denton County

August 2024 Stats-at-a-glance - CONDOS



New Listings

12

✓ 25.0% Prior Year



Average Days on Market

83

^ 1,085.7% Prior Year



Average Price Per Sq. Ft.

\$270

✓ 8.8% Prior Year



Active Listings

50

^ 25.0% Prior Year



Average Sales Price

\$350,625

✓ 37.8% Prior Year



Closed Sales

4

✓ 20.0% Prior Year

Disclaimer: This information was obtained from NTREIS monthly indicator reports using data from North Texas Real Estate Information Systems, Inc. and NTREIS Trends, Republic Title makes no express or implied representation as to the accuracy thereof. All information should be verified with appropriate provider.



Rockwall County

August 2024 Stats-at-a-glance



New Listings

365

^ 27.6% Prior Year



Average Days on Market

58

✓ 15.9% Prior Year



Average Price Per Sq. Ft.

\$193

^ 0.0% Prior Year



Active Listings

1,519

^ 34.0% Prior Year



Average Sales Price

\$497,404

✓ 1.9% Prior Year



Closed Sales

221

✓ 5.6% Prior Year

Disclaimer: This information was obtained from NTREIS monthly indicator reports using data from North Texas Real Estate Information Systems, Inc. and NTREIS Trends, Republic Title makes no express or implied representation as to the accuracy thereof. All information should be verified with appropriate provider.



Rockwall County

August 2024 Stats-at-a-glance - CONDOS



New Listings

5

✓ 16.7% Prior Year



Average Days on Market

44

✓ 25.4% Prior Year



Average Price Per Sq. Ft.

\$159

✓ 28.4% Prior Year



Active Listings

22

^ 0.35% Prior Year



Average Sales Price

\$216,227

✓ 6.3% Prior Year




Closed Sales

3

^ 0.0% Prior Year

Disclaimer: This information was obtained from NTREIS monthly indicator reports using data from North Texas Real Estate Information Systems, Inc. and NTREIS Trends, Republic Title makes no express or implied representation as to the accuracy thereof. All information should be verified with appropriate provider.



Tarrant County

August 2024 Stats-at-a-glance



New Listings

2,949

^ 4.8% Prior Year



Average Days on Market

41

^ 20.6% Prior Year



Average Price Per Sq. Ft.

\$195

✓ 0.5% Prior Year



Active Listings

10,860

^ 30.3% Prior Year



Average Sales Price

\$435,260

✓ 1.4% Prior Year




Closed Sales

1,876

✓ 14.5% Prior Year

Disclaimer: This information was obtained from NTREIS monthly indicator reports using data from North Texas Real Estate Information Systems, Inc. and NTREIS Trends, Republic Title makes no express or implied representation as to the accuracy thereof. All information should be verified with appropriate provider.



Tarrant County

August 2024 Stats-at-a-glance - CONDOS



New Listings

49

✓ 23.4% Prior Year



Average Days on Market

61

^ 96.8% Prior Year



Average Price Per Sq. Ft.

\$2228

^ 0.0% Prior Year



Active Listings

193

^ 91.7% Prior Year



Average Sales Price

\$272,615

✓ 8.0% Prior Year





Closed Sales

46

^ 31.4% Prior Year

Disclaimer: This information was obtained from NTREIS monthly indicator reports using data from North Texas Real Estate Information Systems, Inc. and NTREIS Trends, Republic Title makes no express or implied representation as to the accuracy thereof. All information should be verified with appropriate provider.





PROVEN EXPERIENCE • DEDICATED SERVICE • LASTING RELATIONSHIPS

Disclaimer: This information was obtained from NTREIS monthly indicator reports using data from North Texas Real Estate Information Systems, Inc. and NTREIS Trends, Republic Title makes no express or implied representation as to the accuracy thereof. All information should be verified with appropriate provider.