

September 2024

Stats-at-a-glance

Single Family Homes & Condos

republictitle.com

Collin County

September 2024 Stats-at-a-glance



New Listings

1,797

^ 21.1% Prior Year



Average Days on Market

54

^ 45.9% Prior Year



Average Price Per Sq. Ft.

\$223

✓ 1.3% Prior Year



Active Listings

8,924

^ 49.0% Prior Year



Average Sales Price

\$552,866

✓ 3.0% Prior Year



Closed Sales

1,259

^ 7.8% Prior Year

Disclaimer: This information was obtained from NTREIS monthly indicator reports using data from North Texas Real Estate Information Systems, Inc. and NTREIS Trends, Republic Title makes no express or implied representation as to the accuracy thereof. All information should be verified with appropriate provider.



REPUBLIC TITLE®

Collin County

September 2024 Stats-at-a-glance - CONDOS



New Listings

37

^ 23.3% Prior Year



Average Days on Market

73

^ 160.7% Prior Year



Average Price Per Sq. Ft.

\$241

^ 1.7% Prior Year



Active Listings

101

^ 68.3% Prior Year



Average Sales Price

\$371,455

^ 39.5% Prior Year



Closed Sales

18

^ 5.3% Prior Year

Disclaimer: This information was obtained from NTREIS monthly indicator reports using data from North Texas Real Estate Information Systems, Inc. and NTREIS Trends, Republic Title makes no express or implied representation as to the accuracy thereof. All information should be verified with appropriate provider.



Dallas County

September 2024 Stats-at-a-glance



New Listings

2,817

^ 11.0% Prior Year



Average Days on Market

44

^ 33.3% Prior Year



Average Price Per Sq. Ft.

\$234

^ 1.3% Prior Year



Active Listings

12,534

^ 39.0% Prior Year



Average Sales Price

\$535,038

^ 3.4% Prior Year



Closed Sales

1,577

✓ 2.1% Prior Year

Disclaimer: This information was obtained from NTREIS monthly indicator reports using data from North Texas Real Estate Information Systems, Inc. and NTREIS Trends, Republic Title makes no express or implied representation as to the accuracy thereof. All information should be verified with appropriate provider.



Dallas County

September 2024 Stats-at-a-glance - CONDOS



New Listings

394

^ 19.0% Prior Year



Average Days on Market

51

^ 41.7% Prior Year



Average Price Per Sq. Ft.

\$271

^ 3.8% Prior Year



Active Listings

1,140

^ 67.7% Prior Year



Average Sales Price

\$405,835

^ 17.4% Prior Year



Closed Sales

155

✓ 12.9% Prior Year

Disclaimer: This information was obtained from NTREIS monthly indicator reports using data from North Texas Real Estate Information Systems, Inc. and NTREIS Trends, Republic Title makes no express or implied representation as to the accuracy thereof. All information should be verified with appropriate provider.



Denton County

September 2024 Stats-at-a-glance



New Listings

1,627

^ 13.5% Prior Year



Average Days on Market

50

^ 11.1% Prior Year



Average Price Per Sq. Ft.

\$2221

^ 0.9% Prior Year



Active Listings

7,078

^ 33.2% Prior Year



Average Sales Price

\$554,373

^ 1.1% Prior Year



Closed Sales

1,069

✓ 11.9% Prior Year

Disclaimer: This information was obtained from NTREIS monthly indicator reports using data from North Texas Real Estate Information Systems, Inc. and NTREIS Trends, Republic Title makes no express or implied representation as to the accuracy thereof. All information should be verified with appropriate provider.



Denton County

September 2024 Stats-at-a-glance - CONDOS



New Listings

6

∨ 45.5% Prior Year



Average Days on Market

199

∧ 423.7% Prior Year



Average Price Per Sq. Ft.

\$277

∧ 4.5% Prior Year



Active Listings

51

∧ 24.4% Prior Year



Average Sales Price

\$490,000

∧ 13.8% Prior Year




Closed Sales

3

∨ 70.0% Prior Year

Disclaimer: This information was obtained from NTRIS monthly indicator reports using data from North Texas Real Estate Information Systems, Inc. and NTRIS Trends, Republic Title makes no express or implied representation as to the accuracy thereof. All information should be verified with appropriate provider.



Rockwall County

September 2024 Stats-at-a-glance



New Listings

287

^ 12.5% Prior Year



Average Days on Market

62

^ 6.1% Prior Year



Average Price Per Sq. Ft.

\$210

^ 8.2% Prior Year



Active Listings

1,538

^ 35.5% Prior Year



Average Sales Price

\$536,404

^ 1.4% Prior Year



Closed Sales

180

^ 4.3% Prior Year

Disclaimer: This information was obtained from NTREIS monthly indicator reports using data from North Texas Real Estate Information Systems, Inc. and NTREIS Trends, Republic Title makes no express or implied representation as to the accuracy thereof. All information should be verified with appropriate provider.



Rockwall County

September 2024 Stats-at-a-glance - CONDOS



New Listings

9

^ 80.0% Prior Year



Average Days on Market

68

^ 300.0% Prior Year



Average Price Per Sq. Ft.

\$215

v 9.7% Prior Year



Active Listings

21

^ 31.3% Prior Year



Average Sales Price

\$329,300

^ 2.2% Prior Year



Closed Sales

5

^ 150.0% Prior Year

Disclaimer: This information was obtained from NTRIS monthly indicator reports using data from North Texas Real Estate Information Systems, Inc. and NTRIS Trends, Republic Title makes no express or implied representation as to the accuracy thereof. All information should be verified with appropriate provider.



Tarrant County

September 2024 Stats-at-a-glance



New Listings

2,503

✓ 1.7% Prior Year



Average Days on Market

48

^ 29.7% Prior Year



Average Price Per Sq. Ft.

\$193

^ 0.0% Prior Year



Active Listings

10,887

^ 26.3% Prior Year



Average Sales Price

\$429,667

^ 2.9% Prior Year




Closed Sales

1,652

✓ 7.0% Prior Year

Disclaimer: This information was obtained from NTREIS monthly indicator reports using data from North Texas Real Estate Information Systems, Inc. and NTREIS Trends, Republic Title makes no express or implied representation as to the accuracy thereof. All information should be verified with appropriate provider.



Tarrant County

September 2024 Stats-at-a-glance - CONDOS



New Listings

51

✓ 19.1% Prior Year



Average Days on Market

71

^ 129.0% Prior Year



Average Price Per Sq. Ft.

\$230

^ 0.4% Prior Year



Active Listings

201

^ 57.0% Prior Year



Average Sales Price

\$326,261

^ 9.0% Prior Year




Closed Sales

32

✓ 25.6% Prior Year

Disclaimer: This information was obtained from NTREIS monthly indicator reports using data from North Texas Real Estate Information Systems, Inc. and NTREIS Trends, Republic Title makes no express or implied representation as to the accuracy thereof. All information should be verified with appropriate provider.





PROVEN EXPERIENCE • DEDICATED SERVICE • LASTING RELATIONSHIPS

Disclaimer: This information was obtained from NTREIS monthly indicator reports using data from North Texas Real Estate Information Systems, Inc. and NTREIS Trends, Republic Title makes no express or implied representation as to the accuracy thereof. All information should be verified with appropriate provider.