

OCTOBER 2024

STATS-AT-A-GLANCE

Single Family Homes & Condos

republictitle.com

Collin County

October 2024 Stats-at-a-glance



New Listings

1,972

^ 22.6% Prior Year



Average Days on Market

55

^ 37.5% Prior Year



Average Price Per Sq. Ft.

\$223

✓ 0.4% Prior Year



Active Listings

8,846

^ 28.7% Prior Year



Average Sales Price

\$563,333

^ 0.1% Prior Year



Closed Sales

1,300

^ 13.0% Prior Year

Disclaimer: This information was obtained from NTREIS monthly indicator reports using data from North Texas Real Estate Information Systems, Inc. and NTREIS Trends, Republic Title makes no express or implied representation as to the accuracy thereof. All information should be verified with appropriate provider.



Collin County

October 2024 Stats-at-a-glance - CONDOS



New Listings

16

^ 6.7% Prior Year



Average Days on Market

69

^ 176.0% Prior Year



Average Price Per Sq. Ft.

\$241

^ 1.7% Prior Year



Active Listings

97

^ 59.0% Prior Year



Average Sales Price

\$957,827

^ 193.4% Prior Year



Closed Sales

17

^ 70.0% Prior Year

Disclaimer: This information was obtained from NTREIS monthly indicator reports using data from North Texas Real Estate Information Systems, Inc. and NTREIS Trends, Republic Title makes no express or implied representation as to the accuracy thereof. All information should be verified with appropriate provider.



Dallas County

October 2024 Stats-at-a-glance



New Listings

2,914

^ 17.7% Prior Year



Average Days on Market

46

^ 39.4% Prior Year



Average Price Per Sq. Ft.

\$241

^ 2.6% Prior Year



Active Listings

12,863

^ 34.6% Prior Year



Average Sales Price

\$567,372

^ 7.3% Prior Year



Closed Sales

1,649

^ 4.4% Prior Year

Disclaimer: This information was obtained from NTREIS monthly indicator reports using data from North Texas Real Estate Information Systems, Inc. and NTREIS Trends, Republic Title makes no express or implied representation as to the accuracy thereof. All information should be verified with appropriate provider.



Dallas County

October 2024 Stats-at-a-glance - CONDOS



New Listings

379

^ 35.8% Prior Year



Average Days on Market

56

^ 60.0% Prior Year



Average Price Per Sq. Ft.

\$271

^ 3.8% Prior Year



Active Listings

1,157

^ 61.4% Prior Year



Average Sales Price

\$403,574

∨ 2.7% Prior Year



Closed Sales

159

∨ 7.0% Prior Year

Disclaimer: This information was obtained from NTREIS monthly indicator reports using data from North Texas Real Estate Information Systems, Inc. and NTREIS Trends, Republic Title makes no express or implied representation as to the accuracy thereof. All information should be verified with appropriate provider.



Denton County

October 2024 Stats-at-a-glance



New Listings

1,752

^ 22.8% Prior Year



Average Days on Market

52

^ 20.9% Prior Year



Average Price Per Sq. Ft.

\$220

^ 1.9% Prior Year



Active Listings

7,044

^ 30.0% Prior Year



Average Sales Price

\$567,045

^ 5.6% Prior Year




Closed Sales

1,045

^ 4.6% Prior Year

Disclaimer: This information was obtained from NTREIS monthly indicator reports using data from North Texas Real Estate Information Systems, Inc. and NTREIS Trends, Republic Title makes no express or implied representation as to the accuracy thereof. All information should be verified with appropriate provider.



Denton County

October 2024 Stats-at-a-glance - CONDOS



New Listings

22

^ 266.7% Prior Year



Average Days on Market

22

v 42.1% Prior Year



Average Price Per Sq. Ft.

\$277

^ 4.5% Prior Year



Active Listings

48

^ 17.1% Prior Year



Average Sales Price

\$355,538

v 13.1% Prior Year




Closed Sales

13

^ 116.7% Prior Year

Disclaimer: This information was obtained from NTREIS monthly indicator reports using data from North Texas Real Estate Information Systems, Inc. and NTREIS Trends, Republic Title makes no express or implied representation as to the accuracy thereof. All information should be verified with appropriate provider.



Rockwall County

October 2024 Stats-at-a-glance



New Listings

276

^ 10.0% Prior Year



Average Days on Market

80

^ 40.4% Prior Year



Average Price Per Sq. Ft.

\$195

^ 2.1% Prior Year



Active Listings

1,534

^ 34.1% Prior Year



Average Sales Price

\$516,372

^ 3.4% Prior Year



Closed Sales

196

^ 21.0% Prior Year

Disclaimer: This information was obtained from NTREIS monthly indicator reports using data from North Texas Real Estate Information Systems, Inc. and NTREIS Trends, Republic Title makes no express or implied representation as to the accuracy thereof. All information should be verified with appropriate provider.



Rockwall County

October 2024 Stats-at-a-glance - CONDOS



New Listings

4

^ 0.0% Prior Year



Average Days on Market

73

^ 55.3% Prior Year



Average Price Per Sq. Ft.

\$215

v 9.7% Prior Year



Active Listings

15

^ 0.0% Prior Year



Average Sales Price

\$293,723

^ 27.7% Prior Year




Closed Sales

9

^ 800.0% Prior Year

Disclaimer: This information was obtained from NTRIS monthly indicator reports using data from North Texas Real Estate Information Systems, Inc. and NTRIS Trends, Republic Title makes no express or implied representation as to the accuracy thereof. All information should be verified with appropriate provider.



Tarrant County

October 2024 Stats-at-a-glance



New Listings

2,756

^ 13.5% Prior Year



Average Days on Market

51

^ 37.8% Prior Year



Average Price Per Sq. Ft.

\$193

^ 1.0% Prior Year



Active Listings

11,102

^ 21.1% Prior Year



Average Sales Price

\$431,692

^ 5.6% Prior Year




Closed Sales

1,734

^ 4.6% Prior Year

Disclaimer: This information was obtained from NTREIS monthly indicator reports using data from North Texas Real Estate Information Systems, Inc. and NTREIS Trends, Republic Title makes no express or implied representation as to the accuracy thereof. All information should be verified with appropriate provider.



Tarrant County

October 2024 Stats-at-a-glance - CONDOS



New Listings

75

^ 31.6% Prior Year



Average Days on Market

84

^ 121.1% Prior Year



Average Price Per Sq. Ft.

\$230

^ 0.4% Prior Year



Active Listings

208

^ 56.4% Prior Year



Average Sales Price

\$313,654

^ 4.3% Prior Year





Closed Sales

26

^ 45.8% Prior Year

Disclaimer: This information was obtained from NTREIS monthly indicator reports using data from North Texas Real Estate Information Systems, Inc. and NTREIS Trends, Republic Title makes no express or implied representation as to the accuracy thereof. All information should be verified with appropriate provider.





PROVEN EXPERIENCE • DEDICATED SERVICE • LASTING RELATIONSHIPS

Disclaimer: This information was obtained from NTREIS monthly indicator reports using data from North Texas Real Estate Information Systems, Inc. and NTREIS Trends, Republic Title makes no express or implied representation as to the accuracy thereof. All information should be verified with appropriate provider.