

January

STATS AT A GLANCE

**SINGLE FAMILY
HOMES & CONDOS**

2

0

2

5

Collin County

January 2025 Stats-at-a-glance



New Listings

2,014

^ 24.6% Prior Year



Average Days on Market

66

^ 20.0% Prior Year



Average Price Per Sq. Ft.

\$220

^ 1.9% Prior Year



Active Listings

7,823

^ 42.4% Prior Year



Average Sales Price

\$535,348

^ 0.8% Prior Year



Closed Sales

962

^ 3.2% Prior Year

Disclaimer: This information was obtained from NTREIS monthly indicator reports using data from North Texas Real Estate Information Systems, Inc. and NTREIS Trends, Republic Title makes no express or implied representation as to the accuracy thereof. All information should be verified with appropriate provider.



Collin County

January 2025 Stats-at-a-glance - CONDOS



New Listings

47

✓ 4.1% Prior Year



Average Days on Market

84

✓ 10.6% Prior Year



Average Price Per Sq. Ft.

\$161

✓ 22.0% Prior Year



Active Listings

126

✓ 40.0% Prior Year



Average Sales Price

\$255,972

✓ 99.5% Prior Year



Closed Sales

20

✓ 25.9% Prior Year

Disclaimer: This information was obtained from NTREIS monthly indicator reports using data from North Texas Real Estate Information Systems, Inc. and NTREIS Trends, Republic Title makes no express or implied representation as to the accuracy thereof. All information should be verified with appropriate provider.



Dallas County

January 2025 Stats-at-a-glance



New Listings

2,889

^ 26.2% Prior Year



Average Days on Market

57

^ 18.8% Prior Year



Average Price Per Sq. Ft.

\$2223

~ 0.4% Prior Year



Active Listings

11,562

^ 34.9% Prior Year



Average Sales Price

\$510,137

^ 1.9% Prior Year



Closed Sales

1,198

~ 5.7% Prior Year

Disclaimer: This information was obtained from NTRIS monthly indicator reports using data from North Texas Real Estate Information Systems, Inc. and NTRIS Trends, Republic Title makes no express or implied representation as to the accuracy thereof. All information should be verified with appropriate provider.



Dallas County

January 2025 Stats-at-a-glance - CONDOS



New Listings

667

^ 24.9% Prior Year



Average Days on Market

88

^ 31.3% Prior Year



Average Price Per Sq. Ft.

\$120

^ 9.1% Prior Year



Active Listings

1,715

^ 47.7% Prior Year



Average Sales Price

\$287,884

^ 12.2% Prior Year



Closed Sales

262

✓ 6.8% Prior Year

Disclaimer: This information was obtained from NTREIS monthly indicator reports using data from North Texas Real Estate Information Systems, Inc. and NTREIS Trends, Republic Title makes no express or implied representation as to the accuracy thereof. All information should be verified with appropriate provider.



Denton County

January 2025 Stats-at-a-glance



New Listings

1,683

^ 19.5% Prior Year



Average Days on Market

64

^ 25.5% Prior Year



Average Price Per Sq. Ft.

\$216

^ 2.9% Prior Year



Active Listings

6,219

^ 32.0% Prior Year



Average Sales Price

\$541,503

^ 3.7% Prior Year



Closed Sales

823

^ 2.1% Prior Year

Disclaimer: This information was obtained from NTREIS monthly indicator reports using data from North Texas Real Estate Information Systems, Inc. and NTREIS Trends, Republic Title makes no express or implied representation as to the accuracy thereof. All information should be verified with appropriate provider.



Rockwall County

January 2025 Stats-at-a-glance



New Listings

294

^ 8.9% Prior Year



Average Days on Market

84

^ 33.3% Prior Year



Average Price Per Sq. Ft.

\$191

^ 1.6% Prior Year



Active Listings

1,399

^ 33.1% Prior Year



Average Sales Price

\$541,236

^ 11.8% Prior Year



Closed Sales

128

^ 12.3% Prior Year

Disclaimer: This information was obtained from NTREIS monthly indicator reports using data from North Texas Real Estate Information Systems, Inc. and NTREIS Trends, Republic Title makes no express or implied representation as to the accuracy thereof. All information should be verified with appropriate provider.



Rockwall County

January 2025 Stats-at-a-glance - CONDOS



New Listings

5

✓ 50.0% Prior Year



Average Days on Market

46

✓ 46.5% Prior Year



Average Price Per Sq. Ft.

\$182

^ 61.1% Prior Year



Active Listings

22

✓ 8.3% Prior Year



Average Sales Price

\$387,500

^ 233.6% Prior Year




Closed Sales

3

✓ 50.0% Prior Year

Disclaimer: This information was obtained from NTRIS monthly indicator reports using data from North Texas Real Estate Information Systems, Inc. and NTRIS Trends, Republic Title makes no express or implied representation as to the accuracy thereof. All information should be verified with appropriate provider.



Tarrant County

January 2025 Stats-at-a-glance



New Listings

2,492

^ 16.2% Prior Year



Average Days on Market

62

^ 19.2% Prior Year



Average Price Per Sq. Ft.

\$189

^ 0.0% Prior Year



Active Listings

1,399

^ 33.1% Prior Year



Average Sales Price

\$419,912

^ 2.1% Prior Year



Closed Sales

1,188

✓ 1.0% Prior Year

Disclaimer: This information was obtained from NTREIS monthly indicator reports using data from North Texas Real Estate Information Systems, Inc. and NTREIS Trends, Republic Title makes no express or implied representation as to the accuracy thereof. All information should be verified with appropriate provider.



Tarrant County

January 2025 Stats-at-a-glance - CONDOS



New Listings

92

✓ 8.0% Prior Year



Average Days on Market

86

^ 79.2% Prior Year



Average Price Per Sq. Ft.

\$161

^ 22.0% Prior Year



Active Listings

277

^ 18.4% Prior Year



Average Sales Price

\$237,037

^ 0.9% Prior Year





Closed Sales

40

✓ 23.1% Prior Year

Disclaimer: This information was obtained from NTREIS monthly indicator reports using data from North Texas Real Estate Information Systems, Inc. and NTREIS Trends, Republic Title makes no express or implied representation as to the accuracy thereof. All information should be verified with appropriate provider.





PROVEN EXPERIENCE • DEDICATED SERVICE • LASTING RELATIONSHIPS

Disclaimer: This information was obtained from NTRIS monthly indicator reports using data from North Texas Real Estate Information Systems, Inc. and NTRIS Trends, Republic Title makes no express or implied representation as to the accuracy thereof. All information should be verified with appropriate provider.